



Joerns® UltraCare® XT Bed System

The standard UltraCare XT has the same great features you enjoyed with last year's UltraCare bed plus newly-designed controls, faster positioning speed, and IPX4 Fluid Ingress Protection Rating to name a few advantages. Then, upgrade to suit your facility's needs. Choose some of the great options shown on the facing page including AdvanceCare, UltraLock, Wood Trim, UltraWide, and QuickCare or experience other great features to customize your UltraCare XT bed. One bed. A total solution.

Features

- 1 Toroidal architecture** engineering of the bed's steel frame is up to 30 times stronger than angle iron
- 2 Therapeutic grid surface** offers improved air flow and ultimate support for the sleep surface
- 3 Integrated pendant connections** on both sides of sleep platform
- 4 Four-section sleep surface** offers full range of comfort and therapeutic positions, which may reduce skin shear
- 5 Attractive bed panel options** available in a wide array of designs and finishes
- 6 Staff control** allows caregivers flexibility to select which features may be adjustable by the resident (option)
- 7 EasyLift Leg Lift** provides quick positioning for improved circulation
- 8 Revolutionary arched legs** deliver a super-strong, wide stance for equipment clearance
- 9 Four DC motors** supply amazingly quiet and smooth operation
- 10 7-inch to 30-inch travel range** offers safety, whether resting at an ultra low height or providing care at the higher end
- 11 Assist devices** have superior functionality and perfect grip height
- 12 Sculpted button on assist device** for easy, "press and go" operation
- 13 UltraLock** is available at the foot end or both the head and foot to maximize security or mobility at any height (option)



Simplified Controls

Ergonomically designed pendant meets geriatric needs with features soft touch edges, finger grips and optional enhanced back lighting, raised buttons and illuminated lock-out status.

OPTIONS

AdvanceCare Positioning



Features gravity-assist for easier and safer repositioning. Utilize Comfort Chair functionality for comfort, relaxation, improved circulation, and more ergonomic care by bringing the resident closer to the caregiver.

UltraLock



Designed for mobility or security at any height, while allowing for a 7" low height. UltraLock provides quick, easy bed movement.

QuickCare



With QuickCare, your staff can provide more efficient care. With a safe, quicker change to care positioning, your staff will also be more inclined to let the bed do some of the work for them leading to less physical strain.

Staff Control



Enhanced staff control design features IPX4 fluid ingress protection rating, angled view and optional backlighting for easy operation day or night.

ACCESSORIES

Residential Style Trim Kit



Attract new residents with a room décor that rivals that of home. No tools addition and removal of wood trim to your UltraCare XT frame to aid in customization for assist handle transfer support.

UltraWide



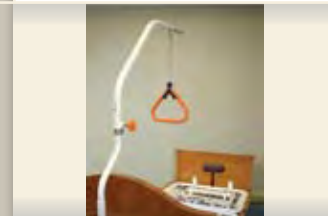
Transform your UltraCare XT to the widest 500lb safe working load bed on the market. The extra width makes for safer repositioning and a more comfortable night's sleep. Choose from 39" or 42" extension kits.

Pendant Holder



Smooth design easily affixes to Joerns assist devices making pendant stowage and retrieval simple. Residents can even operate the pendant while sturdily stowed out of the way.

Trapeze and Trapeze Adapter



Trapeze adjusts to accommodate residents' reach; additionally, three working positions provide greater flexibility. Trapeze adapter allows attachment of a trapeze system.


ASSISTS

Assist Device



Features a low profile design, avoiding feeling of restriction or restraint for the resident. Mounted at the perfect ergonomic height to assist residents in and out of bed. Soft-touch handle provides a sturdy handhold for improved resident grip.

Assist Handle



Ergonomically designed to assist residents in and out of bed. Rotates and locks in two positions. Or remove handle completely when not in use. Transferable to the head or foot end to provide residents more assistance where needed.

BED SYSTEM OPTIONS

Joerns PrevaMatt Foam Mattress



Our Deluxe and Elite mattresses with or without TEMPUR® material feature special mattress construction to keep residents in place when articulating the UltraCare XT bed.

Joerns Air System



Our complete line of therapeutic air systems include advanced functionality of CairRails and unique design to enhance your wound management program.

Joerns® UltraCare® XT Specifications

Frame Construction

- All major structural components, including support surface platform, are designed with steel tubing, in combination with patented toroidal construction, this provides the utmost in structural stability

Additional Information

- All exposed steel surfaces are coated with epoxy powder paint
- Fasteners, screws, rivets and other non-painted parts are corrosion resistant
- All control switches are of momentary contact design
- Headboard is easily lifted off the bed to allow for CPR in emergency situations

U.S. Patents

- 6473922, 6474869, 6519794, D436,474, 437,143, D445,614
Other Patents Pending

Certifications — ETL Listed

- USA: Conforms to UL 60601-1, 1st ED., 2003
- Canada: Certified to CAN/CSA C22.2 No. 601.1-M90, CAN/CSA STD C22.2 NO. 60601-2-38-03
- International: Conforms to IEC 60601-2-38, First ED., 1996, IEC 60601-2-38, Amendment 1, 1999
- European: EN60601-1, EN60601-2-38

Mechanical Specifications

- Product weight 220 lbs.
- Maximum back angle 65°
- Maximum knee angle 35°
- Maximum height support surface platform above floor 30"
- Minimum height support surface platform above floor 7"
- Mattress support platform translation - entire travel range 1"
- Mobility height without UltraLock 7"- 30"
- Mobility height with UltraLock 7"- 30"

Electrical Specifications - North America

- Mains voltage 120 VAC
- Frequency 60 Hz
- Input current 4.0 Amps
- Control box output voltage 24V DC
- Electrical protection Class I or II, Type B
- Duty cycle 10% (2 min. on/ 18 min. off)
- Circuit protection Auto reset current sensor

Size Specifications

Bed Size	Support Surface	Overall H Length ¹	Standard Overall HF Length ¹	AdvanceCare HF Length ²	Width ³	Low Height	High Height	Underbed Clearance ⁴	Safe Work Load ⁵
80"	35" x 80"	83-1/2"	85-1/2"	93.75"	35"	7"	30"	23-3/4"	500 lbs.
76"	35" x 76"	80"	82"	88.75"	35"	7"	30"	23-3/4"	500 lbs.

- 1 **LENGTH:** "H" is Headboard only; "HF" is Head and Footboard
- 2 **LENGTH:** Overall space required for AdvanceCare Positioning
- 3 **WIDTH:** With assist device brackets, 36-1/4"; with assist devices, 41"

- 4 **CLEARANCE:** Ample clearance between 14" and 30"
- 5 **SAFE WORK LOAD:** Includes bedding, resident, support surface, and all accessories


Finish

Joerns UltraCare XT comes in a soft tone finish.

Environmental Conditions

	Ambient Temperature	Relative Humidity	Atmospheric Pressure	Fluid Ingress Protection
Operating	+10° to +40°C	30% to 75%*	700hPa - 1060hPa	IPX4
Shipping & Storage	-40° to +70°C	10% to 100%	500hPa - 1060hPa	

*NON-CONDENSING



Joerns Healthcare Inc.
5001 Joerns Drive, Stevens Point WI 54481
(P) 800.826.0270 • (F) 800.457.8827
www.joerns.com • email: info@joerns.com

We reserve the right to make dimension or specification changes, or deletions consistent with design trends, product improvements, or for reasons beyond our control.
Color options have been reproduced as faithfully as printing processes allow.
©2008 Joerns Healthcare Inc. Part# 6180062 RevB • DCO# 08-0758